

12 - 765 kW



SEK Series

industrial condensers

SEK SERİSİ ENDÜSTRİYEL KONDENSERLER



SARBUZ.COM

SARBUZ[®]

SINCE 1974





SARBUZ SEK Serisi Endüstriyel Kondenserler, orta ve büyük kapasiteli soğutma sistemleri için enerji, ses seviyesi, ilk yatırım maliyeti ve işletme giderleri dikkate alınarak hesaplanmıştır.

SARBUZ SEK Series industrial condensers are designed for middle and large capacity cooling systems according to energy consumption, sound pressure level, investment and operating costs

ÜRÜN SEÇİMİ
PRODUCT SELECTION

KAPASİTE TABLOSU
CAPACITY TABLES

ÖLÇÜLER
MEASURES

TEKNİK ÇİZİMLER
TECHNICAL DRAWINGS

GENEL ÖZELLİKLER
SPECIFICATIONS



Ürün Kodlama Product Classification

SARBUZ Endüstriyel Kondenser
SARBUZ Industrial Condenser

SEK-

H: Yatık Tip / Horizontal Type
V: Dik Tip / Vertical Type

H-

Fan Dizilimi 2 x 3
2 Rows, 3 Fans Per Row

23.

Fan Çapı
Fan Diameter

63-

Batarya Kodu
Coil Code

B1-

Hatve (2,1mm – 2,5mm)
Fin Spacing

2,5-

Ses Seviyesi
Noise Level

Normal Ses Seviyesi
Normal Noise Level

N

Düşük Ses Seviyesi
Low Noise Level

L

Sessiz Ses Seviyesi
Quite Noise Level

Q

Ekstra düşük Ses Seviyesi
Extra Low Noise Level

E



Kodlama - Ürün Seçimi

Classification - Product Selection

Örnek Seçim - 1 • Selection Example -1

Kompresör elektrik çekim gücü biliniyorsa
If power input of compressor is known

$$Q_{nc} = (Q_e + P_i) \times f_a \times f_{ai} \times f_r \times f_h \times f_m$$

Q_e : Kompresör soğutma kapasitesi / Compressor cooling capacity: **102 kW**

P_i : Kompresör elektrik gücü / Power input of compressor: **47 kW**

T_c : Kondenzasyon sıcaklığı / Condensation temperature: **50°C**

T_{ai} : Hava giriş sıcaklığı / Air inlet temperature: **40°C**

Rakım / Altitude: **400m**

Fin malzemesi / Fin material: **Alüminyum / Aluminium**

Soğutucu akışkan / Refrigerant: **R404A**

$$Q_{nc} = (102+47) \times \left(\frac{15}{50-40}\right) \times 1,053 \times 1 \times 1,026 \times 1$$

$$Q_{nc} = 242 \text{ kW}$$

Seçilen ürün: **SEK-V/H-22.80-B4-2,1-N 237,26 kW**

5m'deki ses seviyesi / Noise level at 5m: **59+6=65 dB(A)**

Örnek Seçim - 2 • Selection Example -2

Kompresör elektrik çekim gücü bilinmiyorsa
If power input of compressor is unknown

$$Q_{nc} = Q_e \times f_a \times f_{ai} \times f_r \times f_h \times f_m$$

$$Q_c = Q_e \times f_p$$

Q_e : Kompresör soğutma kapasitesi / Compressor cooling capacity: **102 kW**

T_e : Evaporasyon sıcaklığı / Evaporation temperature: **-10°C**

T_c : Kondenzasyon sıcaklığı / Condensation temperature: **50°C**

T_{ai} : Hava giriş sıcaklığı / Air inlet temperature: **40°C**

Kompresör Tipi / Compressor type: **Semi Hermetik / Semi Hermetic**

Rakım / Altitude: **400m**

Fin Malzemesi / Fin material: **Alüminyum / Aluminium**

Soğutucu akışkan / Refrigerant = **R404A**

$$Q_c = 102 \times 1,42 = 145 \text{ kW}$$

$$Q_{nc} = 145 \times \left(\frac{15}{50-40}\right) \times 1,053 \times 1 \times 1,026 \times 1$$

$$Q_{nc} = 235 \text{ kW}$$

Seçilen ürün: **SEK-V/H-22.80-B4-2,1-N 237,26 kW**

5m'deki ses seviyesi / Noise level at 5m: **59+6=65 dB(A)**

Δ Düzeltme faktörü
 Δ correction factor

$$f_d = \frac{15}{(T_c - T_{ai})}$$

f_p		Hermetik - Yarı hermetik kompresör için f_p / f_p for Hermetic and Semi hermetic compressor										
Evaporasyon Sıcaklığı / °C Evaporation Temperature		-40	-35	-30	-25	-20	-15	-10	-5	0	5	10
Kondenzasyon Sıcaklığı / °C Condensing Temperature	35	1,68	1,60	1,53	1,47	1,41	1,35	1,31	1,27	1,23	1,19	1,14
	40	1,77	1,66	1,58	1,51	1,44	1,39	1,34	1,29	1,25	1,21	1,18
	45	1,88	1,74	1,63	1,55	1,48	1,43	1,38	1,33	1,29	1,24	1,21
	50	2,04	1,86	1,72	1,62	1,54	1,48	1,42	1,37	1,33	1,28	1,24
	55	2,28	2,08	1,90	1,75	1,62	1,53	1,46	1,41	1,37	1,32	1,25

f_p		Açık kompresör için f_p / f_p for Open compressor										
Evaporasyon Sıcaklığı / °C Evaporation Temperature		-40	-35	-30	-25	-20	-15	-10	-5	0	5	10
Kondenzasyon Sıcaklığı / °C Condensing Temperature	35	1,46	1,41	1,36	1,32	1,28	1,25	1,21	1,18	1,15	1,13	1,10
	40	1,51	1,45	1,40	1,36	1,32	1,28	1,24	1,21	1,18	1,15	1,13
	45	1,56	1,50	1,45	1,40	1,36	1,32	1,28	1,24	1,21	1,18	1,15
	50	1,62	1,56	1,50	1,45	1,40	1,35	1,31	1,28	1,24	1,21	1,18
	55	1,68	1,62	1,55	1,50	1,45	1,40	1,35	1,31	1,28	1,24	1,21

Hava giriş sıcaklığı düzeltme faktörü
Air inlet correction factor

°C	15	20	25	30	35	40	45	50
f_{ai}	0,971	0,981	1	1,010	1,031	1,053	1,064	1,075

Rakım düzeltme katsayısı
Installation altitude correction factor

H	0	200	400	600	800	1000	1500	2000
f_h	1	1,011	1,026	1,042	1,064	1,075	1,124	1,176

Ses basınç seviyesinin mesafeye göre değişimi
Sound pressure level change with respect to distance

	1m	3m	5m	10m	30m	50m	100m
dB(A)	20	10	6	0	-10	-14	-20

Soğutucu akışkan düzeltme katsayısı
Refrigerant correction factor

	R134a	R22	R404	R507	R407A	R407C
f_r	1,08	1,04	1	1	1,20	1,15

Malzeme düzeltme katsayısı
Fin material correction factor

	Alüminyum Aluminium (Al)	Kaplamalı Alüminyum Coated Aluminium (AlPC)	Bakır Copper (Cu)
f_m	1	1,03	0,97

Fan sayısına bağlı olarak ses basınç seviyelerindeki artış (birden fazla ürünün kullanılması durumunda)

Sum of noise powers in case of several fans (in case of several units of the same size)

Adet / Pieces	1	2	3	4	5	6	10	12
dB(A)	0	3	5	6	7	8	10	11

SEK

N

1~230V 50Hz 1400 rpm

SEK

L

3~400V - Δ 50Hz 950 rpm

Model	Isı Transfer Yüzeği	Boru Hacmi	Fan Sayısı	Kapasite	Hava Debisi	Fan Elektrik Gücü	Enerji Sınıfı	Ses Seviyesi	Kapasite	Hava Debisi	Fan Elektrik Gücü	Enerji Sınıfı	Ses Seviyesi
	Heat Transfer Surface	Tube Volume	Number of Fans	Capacity	Air Flow	Power Consumption	Energy Efficiency Class	Sound Pressure Level	Capacity	Air Flow	Power Consumption	Energy Efficiency Class	Sound Pressure Level
	m ²	l	Ad. / Pcs	kW	m ³ /h	kW	A - E	dB(A)	kW	m ³ /h	kW	A - E	dB(A)
SEK-11.50-B1-2,1	36.3	5.2	1 x 1	20	7538	0.66	D	51	14	4860	0.17	C	42
SEK-11.50-B2-2,1	48.3	7.0	1 x 1	23	6983	0.64	D	51	16	4567	0.17	C	43
SEK-12.50-B1-2,1	72.5	10.4	1 x 2	40	15075	1.32	D	54	29	9721	0.34	C	45
SEK-12.50-B2-2,1	96.7	13.9	1 x 2	45	13966	1.28	D	54	33	9135	0.34	C	46
SEK-13.50-B1-2,1	108.8	15.7	1 x 3	60	22613	1.98	D	56	44	14581	0.50	C	47
SEK-13.50-B2-2,1	145.0	20.9	1 x 3	66	20949	1.92	D	56	48	13702	0.51	C	48
SEK-14.50-B1-2,1	145.0	20.9	1 x 4	81	30150	2.64	D	57	60	19442	0.67	C	48
SEK-14.50-B2-2,1	193.4	27.8	1 x 4	91	27932	2.56	D	57	66	18270	0.68	C	49
SEK-21.50-B1-2,1	72.5	10.4	2 x 1	40	15075	1.32	D	54	19	9721	0.34	D	47
SEK-21.50-B2-2,1	96.7	13.9	2 x 1	45	13966	1.28	D	54	33	9135	0.34	C	45
SEK-22.50-B1-2,1	145.0	20.9	2 x 2	79	30150	2.64	D	57	58	19442	0.67	C	49
SEK-22.50-B2-2,1	193.4	27.8	2 x 2	90	27932	2.56	D	57	66	18270	0.68	C	48
SEK-23.50-B1-2,1	217.5	31.3	2 x 3	119	45225	3.96	D	59	87	29163	1.01	C	51
SEK-23.50-B2-2,1	290.1	41.7	2 x 3	133	41897	3.84	D	59	96	27405	1.02	C	50
SEK-24.50-B1-2,1	290.1	41.7	2 x 4	163	60301	5.28	D	60	120	38883	1.34	C	52
SEK-24.50-B2-2,1	386.7	55.6	2 x 4	181	55863	5.12	D	60	131	36540	1.36	C	52

ÜRÜN SEÇİMİ
PRODUCT SELECTIONKAPASİTE TABLOSU
CAPACITY TABLESÖLÇÜLER
MEASURESTEKNİK ÇİZİMLER
TECHNICAL DRAWINGSGENEL ÖZELLİKLER
SPECIFICATIONS

SEK

N

1~230V 50Hz 860 rpm

SEK

L

3~400V - Δ 50Hz 660 rpm

Model	Isı Transfer Yüzeği	Boru Hacmi	Fan Sayısı	Kapasite	Hava Debisi	Fan Elektrik Gücü	Enerji Sınıfı	Ses Seviyesi	Kapasite	Hava Debisi	Fan Elektrik Gücü	Enerji Sınıfı	Ses Seviyesi
	Heat Transfer Surface	Tube Volume	Number of Fans	Capacity	Air Flow	Power Consumption	Energy Efficiency Class	Sound Pressure Level	Capacity	Air Flow	Power Consumption	Energy Efficiency Class	Sound Pressure Level
	m ²	l	Ad. / Pcs	kW	m ³ /h	kW	A - E	dB(A)	kW	m ³ /h	kW	A - E	dB(A)
SEK-11.63-B1-2,1	56.7	8.2	1 x 1	26	8902	0.54	C	45	21	6618	0.19	B	40
SEK-11.63-B2-2,1	75.5	10.9	1 x 1	28	8367	0.57	C	46	23	6221	0.19	B	40
SEK-12.63-B1-2,1	113.3	16.3	1 x 2	52	17803	1.08	C	48	42	13235	0.37	B	43
SEK-12.63-B2-2,1	151.1	21.7	1 x 2	58	16734	1.14	C	49	46	12442	0.38	B	43
SEK-13.63-B1-2,1	170.0	24.5	1 x 3	78	26705	1.62	C	50	63	19653	0.56	B	45
SEK-13.63-B2-2,1	226.6	32.6	1 x 3	87	25101	1.71	C	51	69	18662	0.56	B	45
SEK-14.63-B1-2,1	226.6	32.6	1 x 4	106	35606	2.16	C	51	85	26470	0.74	B	46
SEK-14.63-B2-2,1	302.1	43.5	1 x 4	117	33468	2.28	C	52	93	24883	0.75	B	46
SEK-15.63-D1-2,1	355.7	58.9	1 x 5	141	43840	2.70	C	52	114	32559	0.93	B	47
SEK-15.63-D2-2,1	474.2	78.5	1 x 5	154	41119	2.85	C	53	121	30509	0.94	B	47
SEK-16.63-D1-2,1	426.8	70.7	1 x 6	170	52607	3.24	C	53	137	39070	1.11	B	48
SEK-16.63-D2-2,1	569.1	94.2	1 x 6	185	49343	3.42	C	54	146	36611	1.13	B	48
SEK-21.63-B1-2,1	113.3	16.3	2 x 1	54	17803	1.08	C	49	42	13235	0.37	B	43
SEK-21.63-B2-2,1	151.1	21.7	2 x 1	57	16734	1.14	C	51	45	12442	0.38	B	43
SEK-22.63-B1-2,1	226.6	32.6	2 x 2	104	35606	2.16	C	52	84	26470	0.74	B	46
SEK-22.63-B2-2,1	302.1	43.5	2 x 2	117	33468	2.28	C	54	93	24883	0.75	B	46
SEK-23.63-B1-2,1	339.9	48.9	2 x 3	157	53409	3.24	C	54	126	39705	1.11	B	48
SEK-23.63-B2-2,1	453.2	65.2	2 x 3	173	50202	3.42	C	56	137	37325	1.13	B	48
SEK-24.63-B1-2,1	453.2	65.2	2 x 4	211	71212	4.32	C	55	171	52940	1.48	B	49
SEK-24.63-B2-2,1	604.3	86.9	2 x 4	234	66936	4.56	C	57	186	49766	1.50	B	49
SEK-25.63-D1-2,1	711.4	117.8	2 x 5	283	87679	5.40	C	58	227	65117	1.85	B	50
SEK-25.63-D2-2,1	948.5	157.1	2 x 5	307	82238	5.70	C	58	242	61017	1.88	B	50
SEK-26.63-D1-2,1	853.6	141.4	2 x 6	339	105215	6.48	C	59	274	78141	2.22	B	51
SEK-26.63-D2-2,1	1138.2	188.5	2 x 6	369	98685	6.84	C	59	292	73221	2.26	B	51



Kapasiteler

Capacities

SEK

Q

3~400V - Y 50Hz 800 rpm

SEK

E

Model	Isı Transfer Yüzeyi	Boru Hacmi	Fan Sayısı	Kapasite	Hava Debisi	Fan Elektrik Gücü	Enerji Sınıfı	Ses Seviyesi	Kapasite	Hava Debisi	Fan Elektrik Gücü	Enerji Sınıfı	Ses Seviyesi
	Heat Transfer Surface	Tube Volume	Number of Fans	Capacity	Air Flow	Power Consumption	Energy Efficiency Class	Sound Pressure Level	Capacity	Air Flow	Power Consumption	Energy Efficiency Class	Sound Pressure Level
	m ²	l	Ad. / Pcs	kW	m ³ /h	kW	A - E	dB(A)	kW	m ³ /h	kW	A - E	dB(A)
SEK-11.50-B1-2,1	36.3	5.2	1 x 1	13	4305	0.17	B	40	-	-	-	-	-
SEK-11.50-B2-2,1	48.3	7.0	1 x 1	15	4005	0.17	B	39	-	-	-	-	-
SEK-12.50-B1-2,1	72.5	10.4	1 x 2	27	8610	0.34	B	43	-	-	-	-	-
SEK-12.50-B2-2,1	96.7	13.9	1 x 2	30	8010	0.34	B	42	-	-	-	-	-
SEK-13.50-B1-2,1	108.8	15.7	1 x 3	40	12915	0.50	B	45	-	-	-	-	-
SEK-13.50-B2-2,1	145.0	20.9	1 x 3	43	12014	0.51	B	44	-	-	-	-	-
SEK-14.50-B1-2,1	145.0	20.9	1 x 4	55	17220	0.67	B	46	-	-	-	-	-
SEK-14.50-B2-2,1	193.4	27.8	1 x 4	59	16019	0.68	B	45	-	-	-	-	-
SEK-21.50-B1-2,1	72.5	10.4	2 x 1	27	8610	0.34	B	43	-	-	-	-	-
SEK-21.50-B2-2,1	96.7	13.9	2 x 1	30	8010	0.34	B	42	-	-	-	-	-
SEK-22.50-B1-2,1	145.0	20.9	2 x 2	53	17130	0.67	B	46	-	-	-	-	-
SEK-22.50-B2-2,1	193.4	27.8	2 x 2	59	16019	0.68	B	45	-	-	-	-	-
SEK-23.50-B1-2,1	217.5	31.3	2 x 3	80	25830	1.01	B	48	-	-	-	-	-
SEK-23.50-B2-2,1	290.1	41.7	2 x 3	87	24029	1.02	B	47	-	-	-	-	-
SEK-24.50-B1-2,1	290.1	41.7	2 x 4	110	34440	1.34	B	49	-	-	-	-	-
SEK-24.50-B2-2,1	386.7	55.6	2 x 4	118	32038	1.36	B	48	-	-	-	-	-

SEK

Q

3~400V - Y 50Hz 520 rpm

SEK

E

SEK-11.63-B1-2,1	56.7	8.2	1 x 1	18	5255	0.19	B	35	-	-	-	-	-
SEK-11.63-B2-2,1	75.5	10.9	1 x 1	18	4860	0.19	B	35	-	-	-	-	-
SEK-12.63-B1-2,1	113.3	16.3	1 x 2	35	10509	0.37	B	38	-	-	-	-	-
SEK-12.63-B2-2,1	151.1	21.7	1 x 2	37	9721	0.38	B	38	-	-	-	-	-
SEK-13.63-B1-2,1	170.0	24.5	1 x 3	53	15764	0.56	B	40	-	-	-	-	-
SEK-13.63-B2-2,1	226.6	32.6	1 x 3	56	14581	0.56	B	40	-	-	-	-	-
SEK-14.63-B1-2,1	226.6	32.6	1 x 4	72	21018	0.74	B	41	-	-	-	-	-
SEK-14.63-B2-2,1	302.1	43.5	1 x 4	76	19441	0.75	B	41	-	-	-	-	-
SEK-15.63-D1-2,1	355.7	58.9	1 x 5	95	25747	0.93	B	42	-	-	-	-	-
SEK-15.63-D2-2,1	474.2	78.5	1 x 5	98	23776	0.94	B	42	-	-	-	-	-
SEK-16.63-D1-2,1	426.8	70.7	1 x 6	114	30897	1.11	B	43	-	-	-	-	-
SEK-16.63-D2-2,1	569.1	94.2	1 x 6	119	28531	1.13	B	43	-	-	-	-	-
SEK-21.63-B1-2,1	113.3	16.3	2 x 1	35	10509	0.37	B	38	-	-	-	-	-
SEK-21.63-B2-2,1	151.1	21.7	2 x 1	37	9721	0.38	B	38	-	-	-	-	-
SEK-22.63-B1-2,1	226.6	32.6	2 x 2	71	21018	0.74	B	41	-	-	-	-	-
SEK-22.63-B2-2,1	302.1	43.5	2 x 2	76	19441	0.75	B	41	-	-	-	-	-
SEK-23.63-B1-2,1	339.9	48.9	2 x 3	106	31528	1.11	B	43	-	-	-	-	-
SEK-23.63-B2-2,1	453.2	65.2	2 x 3	113	29162	1.13	B	43	-	-	-	-	-
SEK-24.63-B1-2,1	453.2	65.2	2 x 4	144	42037	1.48	B	44	-	-	-	-	-
SEK-24.63-B2-2,1	604.3	86.9	2 x 4	153	38882	1.50	B	44	-	-	-	-	-
SEK-25.63-D1-2,1	711.4	117.8	2 x 5	190	51495	1.85	B	45	-	-	-	-	-
SEK-25.63-D2-2,1	948.5	157.1	2 x 5	197	47552	1.88	B	45	-	-	-	-	-
SEK-26.63-D1-2,1	853.6	141.4	2 x 6	229	61793	2.22	B	46	-	-	-	-	-
SEK-26.63-D2-2,1	1138.2	188.5	2 x 6	237	57061	2.26	B	46	-	-	-	-	-

Ürün teknik resim ve ölçüleri için sayfa 12-13'e bakınız.

Technical drawing and measures are mentioned on page 12-13.

SEK

N

3~400V - Δ 50Hz 880 rpm

SEK

L

3~400V - Y 50Hz 670 rpm

Model	Isı Transfer Yüzeği	Boru Hacmi	Fan Sayısı	Kapasite	Hava Debisi	Fan Elektrik Gücü	Enerji Sınıfı	Ses Seviyesi	Kapasite	Hava Debisi	Fan Elektrik Gücü	Enerji Sınıfı	Ses Seviyesi
	Heat Transfer Surface	Tube Volume	Number of Fans	Capacity	Air Flow	Power Consumption	Energy Efficiency Class	Sound Pressure Level	Capacity	Air Flow	Power Consumption	Energy Efficiency Class	Sound Pressure Level
	m ²	l	Ad. / Pcs	kW	m ³ /h	kW	A - E	dB(A)	kW	m ³ /h	kW	A - E	dB(A)
SEK-11.80-B1-2,1	81.6	11.7	1 x 1	49	19212	1.70	E	53	41	14762	0.34	D	47
SEK-11.80-B2-2,1	108.8	15.7	1 x 1	55	17966	1.80	D	55	44	13495	0.34	D	48
SEK-11.80-B3-2,1	95.2	13.7	1 x 1	54	20314	1.65	D	52	45	15560	0.34	D	47
SEK-11.80-B4-2,1	126.9	18.3	1 x 1	61	19093	1.70	D	53	50	14670	0.34	C	47
SEK-12.80-B1-2,1	163.2	23.5	1 x 2	97	38424	3.40	E	56	81	29524	0.68	D	50
SEK-12.80-B2-2,1	217.5	31.3	1 x 2	110	35993	3.60	D	58	89	26990	0.68	D	51
SEK-12.80-B3-2,1	190.3	27.4	1 x 2	107	40427	3.30	D	55	90	31322	0.68	D	50
SEK-12.80-B4-2,1	253.8	36.5	1 x 2	121	38186	3.40	D	56	100	29340	0.68	C	50
SEK-13.80-B1-2,1	244.7	35.2	1 x 3	149	57637	5.10	D	58	125	44287	1.02	D	52
SEK-13.80-B2-2,1	326.3	47.0	1 x 3	169	53989	5.40	D	60	137	40486	1.02	D	53
SEK-13.80-B3-2,1	285.5	40.2	1 x 3	162	60641	4.95	D	57	137	46983	1.02	D	52
SEK-13.80-B4-2,1	380.7	53.6	1 x 3	184	57279	5.10	D	58	152	44011	1.02	C	52
SEK-14.80-D1-2,1	384.1	63.6	1 x 4	213	72653	6.80	D	59	175	54718	1.36	D	53
SEK-14.80-D2-2,1	512.2	84.8	1 x 4	232	66502	7.52	D	61	184	49281	1.36	D	53
SEK-14.80-D3-2,1	448.2	74.2	1 x 4	232	77040	7.20	D	61	194	59234	1.36	D	53
SEK-14.80-D4-2,1	597.6	99.0	1 x 4	257	72176	7.40	D	61	206	54257	1.36	C	53
SEK-15.80-D1-2,1	480.2	79.5	1 x 5	264	90816	8.50	D	60	218	68398	1.70	D	54
SEK-15.80-D2-2,1	640.2	106.0	1 x 5	289	83127	9.40	D	62	231	61601	1.70	D	54
SEK-15.80-D3-2,1	560.2	92.8	1 x 5	283	96300	9.00	D	62	238	74042	1.70	D	54
SEK-15.80-D4-2,1	746.9	123.7	1 x 5	315	90220	9.25	D	62	256	67822	1.70	D	54
SEK-16.80-D1-2,1	576.2	95.4	1 x 6	319	108979	10.20	D	61	263	82077	2.04	D	55
SEK-16.80-D2-2,1	768.3	127.2	1 x 6	348	99752	11.28	D	63	278	73921	2.04	D	55
SEK-16.80-D3-2,1	672.2	111.3	1 x 6	345	115559	10.80	D	63	289	88851	2.04	D	55
SEK-16.80-D4-2,1	896.3	148.4	1 x 6	383	108264	11.10	D	63	309	81386	2.04	C	55
SEK-21.80-B1-2,1	156.4	22.2	2 x 1	95	37828	3.40	E	56	79	29018	0.64	D	50
SEK-21.80-B2-2,1	208.5	30.0	2 x 1	107	35206	3.60	D	58	86	26299	0.68	D	50
SEK-21.80-B3-2,1	182.4	25.9	2 x 1	105	39926	3.30	D	55	88	30861	0.68	D	50
SEK-21.80-B4-2,1	243.2	35.0	2 x 1	118	35790	3.40	D	56	97	28788	0.68	D	50
SEK-22.80-B1-2,1	312.7	44.3	2 x 2	189	75657	6.80	E	59	158	58036	1.36	D	53
SEK-22.80-B2-2,1	417.0	60.0	2 x 2	214	70412	7.20	D	61	172	52599	1.36	D	53
SEK-22.80-B3-2,1	364.8	51.7	2 x 2	210	79853	6.60	D	58	176	61722	1.36	D	53
SEK-22.80-B4-2,1	486.4	70.0	2 x 2	237	75180	6.80	D	59	195	57575	1.36	D	53
SEK-23.80-B1-2,1	469.1	66.5	2 x 3	291	113485	10.20	D	61	244	87054	2.04	D	55
SEK-23.80-B2-2,1	625.4	90.0	2 x 3	329	105617	10.80	D	63	266	78897	2.04	D	55
SEK-23.80-B3-2,1	547.3	75.9	2 x 3	316	119779	9.90	D	60	267	92583	2.04	D	55
SEK-23.80-B4-2,1	729.7	102.7	2 x 3	360	112770	10.20	D	61	297	86362	2.04	C	55
SEK-24.80-D1-2,1	768.3	127.2	2 x 4	427	145305	13.60	D	62	350	109436	2.72	D	56
SEK-24.80-D2-2,1	1024.4	169.6	2 x 4	464	133003	15.04	D	64	369	98562	2.72	D	56
SEK-24.80-D3-2,1	896.3	148.4	2 x 4	465	154079	14.40	D	64	388	118468	2.72	D	56
SEK-24.80-D4-2,1	1195.1	197.9	2 x 4	513	144352	14.80	D	64	412	108515	2.72	C	56
SEK-25.80-D1-2,1	960.4	159.0	2 x 5	527	181632	17.00	D	63	437	136795	3.40	D	57
SEK-25.80-D2-2,1	1280.5	212.1	2 x 5	578	166254	18.80	D	65	462	123202	3.40	D	57
SEK-25.80-D3-2,1	1120.4	185.6	2 x 5	566	192599	18.00	D	65	477	148084	3.40	D	57
SEK-25.80-D4-2,1	1493.9	247.4	2 x 5	630	180440	18.50	D	65	511	135643	3.40	C	57
SEK-26.80-D1-2,1	1152.4	190.9	2 x 6	639	217958	20.40	D	64	526	164154	4.08	D	58
SEK-26.80-D2-2,1	1536.6	254.5	2 x 6	697	199505	22.56	D	66	555	147843	4.08	D	58
SEK-26.80-D3-2,1	1344.5	222.7	2 x 6	691	231119	21.60	D	66	579	177701	4.08	D	58
SEK-26.80-D4-2,1	1792.7	296.9	2 x 6	765	216528	22.20	D	66	618	162722	4.08	C	58



Kapasiteler

Capacities

SEK

Q

3~400V - Δ 50Hz 435 rpm

SEK

E

3~400V - Y 50Hz 340 rpm

Model	Isı Transfer Yüzeyi Heat Transfer Surface	Boru Hacmi Tube Volume	Fan Sayısı Number of Fans	Kapasite Capacity Δt=15K	Hava Debisi Air Flow	Fan Elektrik Gücü Power Consumption P _{el} total	Enerji Sınıfı Energy Efficiency Class	Ses Seviyesi Sound Pressure Level 10 m	Kapasite Capacity Δt=15K	Hava Debisi Air Flow	Fan Elektrik Gücü Power Consumption P _{el} total	Enerji Sınıfı Energy Efficiency Class	Ses Seviyesi Sound Pressure Level 10 m
	m ²	l	Ad. / Pcs	kW	m ³ /h	kW	A - E	dB(A)	kW	m ³ /h	kW	A - E	dB(A)
SEK-11.80-B1-2,1	81.6	11.7	1 x 1	28	8631	0.34	B	35	23	6825	0.19	A	29
SEK-11.80-B2-2,1	108.8	15.7	1 x 1	29	7938	0.34	B	35	-	-	-	-	-
SEK-11.80-B3-2,1	95.2	13.7	1 x 1	31	9251	0.34	B	35	26	7382	0.19	A	35
SEK-11.80-B4-2,1	126.9	18.3	1 x 1	33	8632	0.34	B	35	-	-	-	-	-
SEK-12.80-B1-2,1	163.2	23.5	1 x 2	55	17363	0.68	B	38	47	13650	0.38	A	38
SEK-12.80-B2-2,1	217.5	31.3	1 x 2	59	15876	0.68	B	38	-	-	-	-	-
SEK-12.80-B3-2,1	190.3	27.4	1 x 2	62	18502	0.68	B	38	51	14764	0.38	A	38
SEK-12.80-B4-2,1	253.8	36.5	1 x 2	66	17263	0.68	B	38	-	-	-	-	-
SEK-13.80-B1-2,1	244.7	35.2	1 x 3	86	26044	1.02	B	40	71	20476	0.57	A	40
SEK-13.80-B2-2,1	326.3	47.0	1 x 3	91	23815	1.02	B	40	-	-	-	-	-
SEK-13.80-B3-2,1	285.5	40.2	1 x 3	94	27753	1.02	B	40	79	22145	0.57	A	40
SEK-13.80-B4-2,1	380.7	53.6	1 x 3	101	25895	1.02	B	40	-	-	-	-	-
SEK-14.80-D1-2,1	384.1	63.6	1 x 4	118	32248	1.36	B	41	96	24889	0.76	A	41
SEK-14.80-D2-2,1	512.2	84.8	1 x 4	120	29078	1.36	B	41	-	-	-	-	-
SEK-14.80-D3-2,1	448.2	74.2	1 x 4	130	34923	1.36	B	41	107	27486	0.76	A	41
SEK-14.80-D4-2,1	597.6	99.0	1 x 4	133	31951	1.36	B	41	-	-	-	-	-
SEK-15.80-D1-2,1	480.2	79.5	1 x 5	148	40310	1.70	B	42	120	31111	0.95	A	42
SEK-15.80-D2-2,1	640.2	106.0	1 x 5	151	36347	1.70	B	42	-	-	-	-	-
SEK-15.80-D3-2,1	560.2	92.8	1 x 5	162	43654	1.70	B	42	134	34358	0.95	A	42
SEK-15.80-D4-2,1	746.9	123.7	1 x 5	167	39939	1.70	B	42	-	-	-	-	-
SEK-16.80-D1-2,1	576.2	95.4	1 x 6	177	48372	2.04	B	43	144	37333	1.14	A	43
SEK-16.80-D2-2,1	768.3	127.2	1 x 6	180	43616	2.04	B	43	-	-	-	-	-
SEK-16.80-D3-2,1	672.2	111.3	1 x 6	195	52385	2.04	B	43	161	41230	1.14	A	43
SEK-16.80-D4-2,1	896.3	148.4	1 x 6	201	47926	2.04	B	43	-	-	-	-	-
SEK-21.80-B1-2,1	156.4	22.2	2 x 1	54	17016	0.64	B	38	45	13279	0.38	A	38
SEK-21.80-B2-2,1	208.5	30.0	2 x 1	57	15480	0.68	B	38	-	-	-	-	-
SEK-21.80-B3-2,1	182.4	25.9	2 x 1	60	18205	0.68	B	38	50	14485	0.38	A	38
SEK-21.80-B4-2,1	243.2	35.0	2 x 1	64	16868	0.68	B	38	-	-	-	-	-
SEK-22.80-B1-2,1	312.7	44.3	2 x 2	108	34032	1.36	B	41	89	26559	0.76	A	41
SEK-22.80-B2-2,1	417.0	60.0	2 x 2	114	30961	1.36	B	41	-	-	-	-	-
SEK-22.80-B3-2,1	364.8	51.7	2 x 2	120	36410	1.36	B	41	100	28970	0.76	A	41
SEK-22.80-B4-2,1	486.4	70.0	2 x 2	128	33734	1.36	B	41	-	-	-	-	-
SEK-23.80-B1-2,1	469.1	66.5	2 x 3	168	51047	2.04	B	43	138	39837	1.14	A	43
SEK-23.80-B2-2,1	625.4	90.0	2 x 3	177	46440	2.04	B	43	-	-	-	-	-
SEK-23.80-B3-2,1	547.3	75.9	2 x 3	184	54614	2.04	B	43	154	43456	1.14	A	43
SEK-23.80-B4-2,1	729.7	102.7	2 x 3	196	50601	2.04	B	43	-	-	-	-	-
SEK-24.80-D1-2,1	768.3	127.2	2 x 4	235	64496	2.72	B	44	191	49778	1.52	A	44
SEK-24.80-D2-2,1	1024.4	169.6	2 x 4	239	58155	2.72	B	44	-	-	-	-	-
SEK-24.80-D3-2,1	896.3	148.4	2 x 4	260	69846	2.72	B	44	215	54972	1.52	A	44
SEK-24.80-D4-2,1	1195.1	197.9	2 x 4	267	63902	2.72	B	44	-	-	-	-	-
SEK-25.80-D1-2,1	960.4	159.0	2 x 5	296	80602	3.40	B	45	241	62222	1.90	A	45
SEK-25.80-D2-2,1	1280.5	212.1	2 x 5	301	72694	3.40	B	45	-	-	-	-	-
SEK-25.80-D3-2,1	1120.4	185.6	2 x 5	325	87308	3.40	B	45	269	68715	1.90	A	45
SEK-25.80-D4-2,1	1493.9	247.4	2 x 5	334	79877	3.40	B	45	-	-	-	-	-
SEK-26.80-D1-2,1	1152.4	190.9	2 x 6	355	96744	4.08	B	46	288	74667	2.28	A	46
SEK-26.80-D2-2,1	1536.6	254.5	2 x 6	361	87233	4.08	B	46	-	-	-	-	-
SEK-26.80-D3-2,1	1344.5	222.7	2 x 6	391	104770	4.08	B	46	323	82459	2.28	A	46
SEK-26.80-D4-2,1	1792.7	296.9	2 x 6	401	95853	4.08	B	46	-	-	-	-	-

Ürün teknik resim ve ölçüleri için sayfa 12-13' e bakınız.

Technical drawing and measures are mentioned on page 12-13.

SEK

N

1~230V 50Hz 1300 rpm

SEK

L

3~400V - Δ 50Hz 930 rpm

Model	Isı Transfer Yüzeği	Boru Hacmi	Fan Sayısı	Kapasite	Hava Debisi	Fan Elektrik Gücü	Enerji Sınıfı	Ses Seviyesi	Kapasite	Hava Debisi	Fan Elektrik Gücü	Enerji Sınıfı	Ses Seviyesi
	Heat Transfer Surface	Tube Volume	Number of Fans	Capacity	Air Flow	Power Consumption	Energy Efficiency Class	Sound Pressure Level	Capacity	Air Flow	Power Consumption	Energy Efficiency Class	Sound Pressure Level
	m ²	l	Ad. / Pcs	kW	m ³ /h	kW	A - E	dB(A)	kW	m ³ /h	kW	A - E	dB(A)
SEK-11.50-B1-2,5	30.8	5.2	1 x 1	18	7725	0.60	D	51	14	4965	0.24	C	43
SEK-11.50-B2-2,5	41.1	7.0	1 x 1	21	7194	0.62	D	50	16	4683	0.25	C	42
SEK-12.50-B1-2,5	61.7	10.4	1 x 2	37	15450	1.20	D	54	27	9930	0.48	C	46
SEK-12.50-B2-2,5	82.2	13.9	1 x 2	43	14388	1.24	D	53	31	9365	0.50	C	45
SEK-13.50-B1-2,5	92.5	15.7	1 x 3	55	23175	1.80	D	56	41	14895	0.72	C	48
SEK-13.50-B2-2,5	123.4	20.9	1 x 3	63	21852	1.86	D	55	46	14075	0.75	C	47
SEK-14.50-B1-2,5	123.4	20.9	1 x 4	75	30900	2.40	D	57	56	19860	0.96	C	49
SEK-14.50-B2-2,5	164.5	27.8	1 x 4	86	28775	2.48	D	56	62	18730	1.00	C	48
SEK-21.50-B1-2,5	61.7	10.4	2 x 1	37	15450	1.20	D	54	27	9930	0.48	C	46
SEK-21.50-B2-2,5	82.2	13.9	2 x 1	43	14388	1.24	D	53	31	9365	0.50	C	45
SEK-22.50-B1-2,5	123.4	20.9	2 x 2	73	30900	2.40	D	57	54	19860	0.96	C	49
SEK-22.50-B2-2,5	164.5	27.8	2 x 2	85	28775	2.48	D	56	62	18730	1.00	C	48
SEK-23.50-B1-2,5	185.1	31.3	2 x 3	110	46350	3.60	D	59	81	29791	1.44	C	51
SEK-23.50-B2-2,5	246.7	41.7	2 x 3	125	43163	3.72	D	58	91	28095	1.50	C	50
SEK-24.50-B1-2,5	246.7	41.7	2 x 4	151	61801	4.80	D	60	112	39721	1.92	C	52
SEK-24.50-B2-2,5	329.0	55.6	2 x 4	171	57551	4.96	D	59	125	37460	2.00	C	51

ÜRÜN SEÇİMİ
PRODUCT SELECTIONKAPASİTE TABLOSU
CAPACITY TABLESÖLÇÜLER
MEASURESTEKNİK ÇİZİMLER
TECHNICAL DRAWINGSGENEL ÖZELLİKLER
SPECIFICATIONS

SEK

N

1~230V 50Hz 860 rpm

SEK

L

3~400V - Δ 50Hz 660 rpm

Model	Isı Transfer Yüzeği	Boru Hacmi	Fan Sayısı	Kapasite	Hava Debisi	Fan Elektrik Gücü	Enerji Sınıfı	Ses Seviyesi	Kapasite	Hava Debisi	Fan Elektrik Gücü	Enerji Sınıfı	Ses Seviyesi
	Heat Transfer Surface	Tube Volume	Number of Fans	Capacity	Air Flow	Power Consumption	Energy Efficiency Class	Sound Pressure Level	Capacity	Air Flow	Power Consumption	Energy Efficiency Class	Sound Pressure Level
	m ²	l	Ad. / Pcs	kW	m ³ /h	kW	A - E	dB(A)	kW	m ³ /h	kW	A - E	dB(A)
SEK-11.63-B1-2,5	48.2	8.2	1 x 1	24	9093	0.56	D	46	20	6750	0.30	C	40
SEK-11.63-B2-2,5	64.3	10.9	1 x 1	27	8558	0.56	C	46	21	6366	0.29	B	40
SEK-12.63-B1-2,5	96.4	16.3	1 x 2	48	18185	1.12	D	49	39	13499	0.60	C	43
SEK-12.63-B2-2,5	128.5	21.7	1 x 2	55	17116	1.12	C	49	44	12733	0.58	B	43
SEK-13.63-B1-2,5	144.6	24.5	1 x 3	73	28277	1.68	D	51	59	20249	0.90	C	45
SEK-13.63-B2-2,5	192.8	32.6	1 x 3	82	25674	1.68	C	51	66	19099	0.87	B	45
SEK-14.63-B1-2,5	192.8	32.6	1 x 4	98	36396	2.24	D	52	80	26999	1.20	C	46
SEK-14.63-B2-2,5	257.0	43.5	1 x 4	111	34232	2.24	C	52	89	25465	1.16	B	46
SEK-15.63-D1-2,5	302.0	58.9	1 x 5	133	44794	2.65	C	54	107	33286	1.50	B	47
SEK-15.63-D2-2,5	402.7	78.5	1 x 5	147	42121	2.75	C	53	117	30302	1.50	B	47
SEK-16.63-D1-2,5	362.4	70.7	1 x 6	159	53753	3.18	C	55	130	39943	1.80	B	48
SEK-16.63-D2-2,5	483.2	94.2	1 x 6	177	50545	3.30	C	54	141	37563	1.80	B	48
SEK-21.63-B1-2,5	96.4	16.3	2 x 1	48	18185	1.12	D	49	39	13500	0.60	C	43
SEK-21.63-B2-2,5	128.5	21.7	2 x 1	54	17116	1.12	C	49	43	12733	0.58	B	43
SEK-22.63-B1-2,5	192.8	32.6	2 x 2	97	36370	2.24	D	52	79	26999	1.20	C	46
SEK-22.63-B2-2,5	257.0	43.5	2 x 2	111	34235	2.24	C	52	89	25465	1.16	B	46
SEK-23.63-B1-2,5	289.1	48.9	2 x 3	145	54555	3.36	D	54	118	40499	1.80	C	48
SEK-23.63-B2-2,5	385.5	65.2	2 x 3	164	51347	3.36	C	54	131	38198	1.74	B	48
SEK-24.63-B1-2,5	385.5	65.2	2 x 4	197	72740	4.48	D	55	160	53999	2.40	C	49
SEK-24.63-B2-2,5	514.0	86.9	2 x 4	222	68463	4.48	C	55	178	50930	2.32	B	49
SEK-25.63-D1-2,5	604.0	117.8	2 x 5	265	89588	5.30	C	57	215	66572	3.00	B	50
SEK-25.63-D2-2,5	805.3	157.1	2 x 5	294	84242	5.50	C	56	234	62604	3.00	B	50
SEK-26.63-D1-2,5	724.8	141.4	2 x 6	319	107506	6.36	C	58	259	79887	3.60	B	51
SEK-26.63-D2-2,5	966.4	188.5	2 x 6	354	101091	6.60	C	57	282	75125	3.60	B	51



Kapasiteler

Capacities

SEK Q

3~400V - Y 50Hz 800 rpm

Model	Isı Transfer Yüzeyi	Boru Hacmi	Fan Sayısı	Kapasite	Hava Debisi	Fan Elektrik Gücü	Enerji Sınıfı	Ses Seviyesi	Kapasite	Hava Debisi	Fan Elektrik Gücü	Enerji Sınıfı	Ses Seviyesi
	Heat Transfer Surface	Tube Volume	Number of Fans	Capacity	Air Flow	Power Consumption	Energy Efficiency Class	Sound Pressure Level	Capacity	Air Flow	Power Consumption	Energy Efficiency Class	Sound Pressure Level
	m ²	l	Ad. / Pcs	kW	m ³ /h	kW	A - E	dB(A)	kW	m ³ /h	kW	A - E	dB(A)
SEK-11.50-B1-2,5	30.8	5.2	1 x 1	12	4395	0.17	B	41	-	-	-	-	-
SEK-11.50-B2-2,5	41.1	7.0	1 x 1	14	4125	0.17	B	39	-	-	-	-	-
SEK-12.50-B1-2,5	61.7	10.4	1 x 2	25	8790	0.33	B	44	-	-	-	-	-
SEK-12.50-B2-2,5	82.2	13.9	1 x 2	28	8250	0.34	B	42	-	-	-	-	-
SEK-13.50-B1-2,5	92.5	15.7	1 x 3	37	13185	0.50	B	46	-	-	-	-	-
SEK-13.50-B2-2,5	123.4	20.9	1 x 3	41	12375	0.51	B	44	-	-	-	-	-
SEK-14.50-B1-2,5	123.4	20.9	1 x 4	51	17580	0.66	B	47	-	-	-	-	-
SEK-14.50-B2-2,5	164.5	27.8	1 x 4	57	16499	0.68	B	45	-	-	-	-	-
SEK-21.50-B1-2,5	61.7	10.4	2 x 1	25	8790	0.33	B	44	-	-	-	-	-
SEK-21.50-B2-2,5	82.2	13.9	2 x 1	28	8250	0.34	B	42	-	-	-	-	-
SEK-22.50-B1-2,5	123.4	20.9	2 x 2	50	17580	0.66	B	47	-	-	-	-	-
SEK-22.50-B2-2,5	164.5	27.8	2 x 2	57	16499	0.68	B	45	-	-	-	-	-
SEK-23.50-B1-2,5	185.1	31.3	2 x 3	75	26370	0.99	B	49	-	-	-	-	-
SEK-23.50-B2-2,5	246.7	41.7	2 x 3	83	24749	1.02	B	47	-	-	-	-	-
SEK-24.50-B1-2,5	246.7	41.7	2 x 4	102	35160	1.32	B	50	-	-	-	-	-
SEK-24.50-B2-2,5	329.0	55.6	2 x 4	113	32999	1.36	B	48	-	-	-	-	-

SEK Q

3~400V - Y 50Hz 520 rpm

Model	Isı Transfer Yüzeyi	Boru Hacmi	Fan Sayısı	Kapasite	Hava Debisi	Fan Elektrik Gücü	Enerji Sınıfı	Ses Seviyesi	Kapasite	Hava Debisi	Fan Elektrik Gücü	Enerji Sınıfı	Ses Seviyesi
	Heat Transfer Surface	Tube Volume	Number of Fans	Capacity	Air Flow	Power Consumption	Energy Efficiency Class	Sound Pressure Level	Capacity	Air Flow	Power Consumption	Energy Efficiency Class	Sound Pressure Level
	m ²	l	Ad. / Pcs	kW	m ³ /h	kW	A - E	dB(A)	kW	m ³ /h	kW	A - E	dB(A)
SEK-11.63-B1-2,5	48.2	8.2	1 x 1	17	5386	0.19	B	35	-	-	-	-	-
SEK-11.63-B2-2,5	64.3	10.9	1 x 1	18	5005	0.19	B	35	-	-	-	-	-
SEK-12.63-B1-2,5	96.4	16.3	1 x 2	34	10772	0.38	B	38	-	-	-	-	-
SEK-12.63-B2-2,5	128.5	21.7	1 x 2	36	10010	0.38	B	38	-	-	-	-	-
SEK-13.63-B1-2,5	144.6	24.5	1 x 3	50	16158	0.57	B	40	-	-	-	-	-
SEK-13.63-B2-2,5	192.8	32.6	1 x 3	54	15015	0.57	B	40	-	-	-	-	-
SEK-14.63-B1-2,5	192.8	32.6	1 x 4	68	21544	0.76	B	41	-	-	-	-	-
SEK-14.63-B2-2,5	257.0	43.5	1 x 4	74	20020	0.76	B	41	-	-	-	-	-
SEK-15.63-D1-2,5	302.0	58.9	1 x 5	90	26405	0.95	B	42	-	-	-	-	-
SEK-15.63-D2-2,5	402.7	78.5	1 x 5	96	24564	0.95	B	42	-	-	-	-	-
SEK-16.63-D1-2,5	362.4	70.7	1 x 6	109	31685	1.14	B	43	-	-	-	-	-
SEK-16.63-D2-2,5	483.2	94.2	1 x 6	116	29477	1.08	B	43	-	-	-	-	-
SEK-21.63-B1-2,5	96.4	16.3	2 x 1	33	10772	0.38	B	38	-	-	-	-	-
SEK-21.63-B2-2,5	128.5	21.7	2 x 1	36	10010	0.38	B	38	-	-	-	-	-
SEK-22.63-B1-2,5	192.8	32.6	2 x 2	67	21544	0.76	B	41	-	-	-	-	-
SEK-22.63-B2-2,5	257.0	43.5	2 x 2	74	20020	0.76	B	41	-	-	-	-	-
SEK-23.63-B1-2,5	289.1	48.9	2 x 3	100	32316	1.14	B	43	-	-	-	-	-
SEK-23.63-B2-2,5	385.5	65.2	2 x 3	109	30029	1.14	B	43	-	-	-	-	-
SEK-24.63-B1-2,5	385.5	65.2	2 x 4	136	43088	1.52	B	44	-	-	-	-	-
SEK-24.63-B2-2,5	514.0	86.9	2 x 4	147	40039	1.52	B	44	-	-	-	-	-
SEK-25.63-D1-2,5	604.0	117.8	2 x 5	181	52809	1.90	B	45	-	-	-	-	-
SEK-25.63-D2-2,5	805.3	157.1	2 x 5	192	49128	1.90	B	45	-	-	-	-	-
SEK-26.63-D1-2,5	724.8	141.4	2 x 6	219	63371	2.28	B	46	-	-	-	-	-
SEK-26.63-D2-2,5	966.4	188.5	2 x 6	233	58954	2.16	B	46	-	-	-	-	-

Ürün teknik resim ve ölçüleri için sayfa 12-13'e bakınız.

Technical drawing and measures are mentioned on page 12-13.

SEK

N

3~400V - Δ 50Hz 880 rpm

SEK

L

3~400V - Y 50Hz 670 rpm

Model	Isı Transfer Yüzeği	Boru Hacmi	Fan Sayısı	Kapasite	Hava Debisi	Fan Elektrik Gücü	Enerji Sınıfı	Ses Seviyesi	Kapasite	Hava Debisi	Fan Elektrik Gücü	Enerji Sınıfı	Ses Seviyesi
	Heat Transfer Surface	Tube Volume	Number of Fans	Capacity	Air Flow	Power Consumption	Energy Efficiency Class	Sound Pressure Level	Capacity	Air Flow	Power Consumption	Energy Efficiency Class	Sound Pressure Level
	m ²	l	Ad. / Pcs	kW	m ³ /h	kW	A - E	dB(A)	kW	m ³ /h	kW	A - E	dB(A)
SEK-11.80-B1-2,5	69.4	11.7	1 x 1	45	19641	1.65	E	53	38	15131	1.11	D	46
SEK-11.80-B2-2,5	92.5	15.7	1 x 1	51	18449	1.75	E	53	42	14002	1.12	D	47
SEK-11.80-B3-2,5	81.0	13.7	1 x 1	49	20547	1.65	E	53	42	16007	1.11	D	46
SEK-11.80-B4-2,5	107.9	18.3	1 x 1	57	19534	1.69	D	53	47	15039	1.12	D	47
SEK-12.80-B1-2,5	138.8	23.5	1 x 2	89	39283	3.30	E	56	75	30262	2.22	D	49
SEK-12.80-B2-2,5	185.1	31.3	1 x 2	103	36899	3.50	E	56	85	28004	2.24	D	50
SEK-12.80-B3-2,5	161.9	27.4	1 x 2	99	41095	3.30	E	56	84	32013	2.22	D	49
SEK-12.80-B4-2,5	215.9	36.5	1 x 2	114	39068	3.38	D	56	94	30078	2.24	D	50
SEK-13.80-B1-2,5	208.2	35.2	1 x 3	138	58924	4.95	E	58	117	45393	3.33	D	51
SEK-13.80-B2-2,5	277.6	47.0	1 x 3	159	55348	5.25	D	58	131	42006	3.36	D	52
SEK-13.80-B3-2,5	242.9	40.2	1 x 3	150	61642	4.95	D	58	128	48019	3.33	D	51
SEK-13.80-B4-2,5	323.8	53.6	1 x 3	174	58602	5.07	D	58	145	45117	3.36	D	52
SEK-14.80-D1-2,5	402.0	63.6	1 x 4	200	74655	6.60	D	59	167	57022	4.52	D	53
SEK-14.80-D2-2,5	536.0	84.8	1 x 4	223	69124	7.00	D	59	179	51493	4.72	D	55
SEK-14.80-D3-2,5	469.0	74.2	1 x 4	218	78946	6.60	D	59	183	60893	4.52	D	53
SEK-14.80-D4-2,5	625.4	99.0	1 x 4	245	74226	6.76	D	59	201	56469	4.72	D	55
SEK-15.80-D1-2,5	502.5	79.5	1 x 5	248	93319	8.25	D	60	208	71278	5.65	D	54
SEK-15.80-D2-2,5	670.0	106.0	1 x 5	278	86405	8.75	D	60	225	64366	5.90	D	56
SEK-15.80-D3-2,5	586.3	92.8	1 x 5	267	98984	8.25	D	60	226	76116	5.65	D	54
SEK-15.80-D4-2,5	781.7	123.7	1 x 5	303	92783	8.45	D	60	249	70856	5.90	D	56
SEK-16.80-D1-2,5	603.0	95.4	1 x 6	300	111983	9.90	D	61	251	85533	6.78	D	55
SEK-16.80-D2-2,5	804.0	127.2	1 x 6	335	103686	10.50	D	61	270	77239	7.08	D	57
SEK-16.80-D3-2,5	703.5	111.3	1 x 6	325	118420	9.90	D	61	274	91338	6.78	D	55
SEK-16.80-D4-2,5	938.1	148.4	1 x 6	367	111339	10.14	D	61	301	84704	7.08	D	57
SEK-21.80-B1-2,5	133.0	22.2	2 x 1	87	38711	3.30	E	56	73	29755	2.22	D	49
SEK-21.80-B2-2,5	177.3	30.0	2 x 1	100	36279	3.50	E	56	82	27359	2.24	D	50
SEK-21.80-B3-2,5	155.2	25.9	2 x 1	96	40642	3.30	E	56	81	31552	2.22	D	49
SEK-21.80-B4-2,5	206.9	35.0	2 x 1	111	38472	3.38	D	56	92	29571	2.24	D	50
SEK-22.80-B1-2,5	266.0	44.3	2 x 2	174	77421	6.60	E	59	147	59510	4.44	D	52
SEK-22.80-B2-2,5	354.7	60.0	2 x 2	201	72557	7.00	E	59	164	54718	4.48	D	53
SEK-22.80-B3-2,5	310.3	51.7	2 x 2	193	81283	6.60	E	59	163	63104	4.44	D	52
SEK-22.80-B4-2,5	413.8	70.0	2 x 2	223	76944	6.76	D	59	184	59142	4.48	D	53
SEK-23.80-B1-2,5	399.0	66.5	2 x 3	269	113132	9.90	E	61	227	89265	6.66	D	54
SEK-23.80-B2-2,5	532.0	90.0	2 x 3	310	108836	10.50	E	61	255	82077	6.72	D	55
SEK-23.80-B3-2,5	465.5	75.9	2 x 3	293	121925	9.90	E	61	249	94656	6.66	D	54
SEK-23.80-B4-2,5	620.7	102.7	2 x 3	339	115416	10.14	D	61	282	88712	6.72	D	55
SEK-24.80-D1-2,5	804.0	127.2	2 x 4	340	149311	13.20	E	62	333	114044	9.04	D	56
SEK-24.80-D2-2,5	1072.1	169.6	2 x 4	446	138248	14.00	D	62	359	102985	9.44	D	58
SEK-24.80-D3-2,5	938.1	148.4	2 x 4	436	157894	13.20	D	62	367	121785	9.04	D	56
SEK-24.80-D4-2,5	1250.7	197.9	2 x 4	491	148453	13.52	D	62	402	112938	9.44	D	58
SEK-25.80-D1-2,5	1005.1	159.0	2 x 5	496	186639	16.50	D	63	416	142555	11.30	D	57
SEK-25.80-D2-2,5	1340.1	212.1	2 x 5	556	172810	17.50	D	63	450	128732	11.80	D	59
SEK-25.80-D3-2,5	1172.6	185.6	2 x 5	534	197367	16.50	D	63	453	152231	11.30	D	57
SEK-25.80-D4-2,5	1563.4	247.4	2 x 5	606	185566	16.90	D	63	499	141173	11.80	D	59
SEK-26.80-D1-2,5	1206.1	190.9	2 x 6	599	223966	19.80	D	64	501	171066	13.56	D	58
SEK-26.80-D2-2,5	1608.1	254.5	2 x 6	670	207373	21.00	D	64	540	154478	14.16	D	60
SEK-26.80-D3-2,5	1407.1	222.7	2 x 6	650	236741	19.80	D	64	548	182678	13.56	D	58
SEK-26.80-D4-2,5	1522.0	296.9	2 x 6	734	222679	20.28	D	64	601	169407	14.16	D	60



Kapasiteler

Capacities

SEK

Q

3~400V - Δ 50Hz 435 rpm

SEK

E

3~400V - Y 50Hz 340 rpm

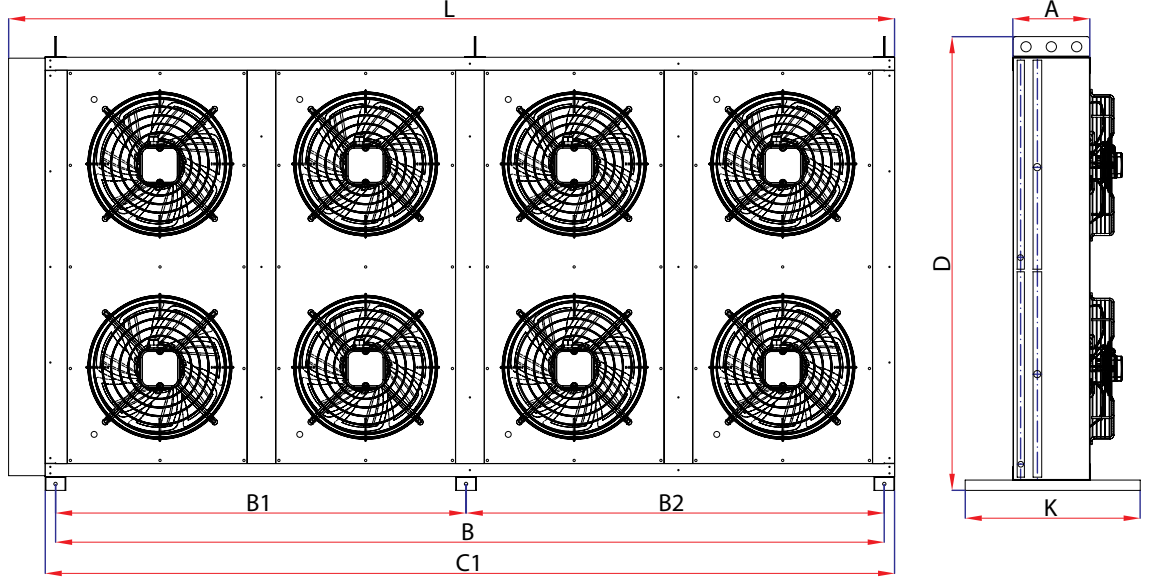
Model	Isı Transfer Yüzeyi Heat Transfer Surface	Boru Hacmi Tube Volume	Fan Sayısı Number of Fans	Kapasite Capacity $\Delta t=15K$	Hava Debisi Air Flow	Fan Elektrik Gücü Power Consumption P_{el} total	Enerji Sınıfı Energy Efficiency Class	Ses Seviyesi Sound Pressure Level 10 m	Kapasite Capacity $\Delta t=15K$	Hava Debisi Air Flow	Fan Elektrik Gücü Power Consumption P_{el} total	Enerji Sınıfı Energy Efficiency Class	Ses Seviyesi Sound Pressure Level 10 m
	m ²	l	Ad. / Pcs	kW	m ³ /h	kW	A - E	dB(A)	kW	m ³ /h	kW	A - E	dB(A)
SEK-11.80-B1-2,5	69.4	11.7	1 x 1	26	8929	0.34	B	35	22	7103	0.19	A	29
SEK-11.80-B2-2,5	92.5	15.7	1 x 1	28	8235	0.34	B	35	-	-	-	-	-
SEK-11.80-B3-2,5	81.0	13.7	1 x 1	29	9449	0.34	B	35	24	7567	0.19	A	29
SEK-11.80-B4-2,5	107.9	18.3	1 x 1	32	8879	0.34	B	35	-	-	-	-	-
SEK-12.80-B1-2,5	138.8	23.5	1 x 2	52	17858	0.68	B	38	44	14207	0.38	A	32
SEK-12.80-B2-2,5	185.1	31.3	1 x 2	57	16470	0.68	B	38	-	-	-	-	-
SEK-12.80-B3-2,5	161.9	27.4	1 x 2	57	18298	0.68	B	38	49	15135	0.38	A	32
SEK-12.80-B4-2,5	215.9	36.5	1 x 2	63	17759	0.68	B	38	-	-	-	-	-
SEK-13.80-B1-2,5	208.2	35.2	1 x 3	81	26787	1.02	B	40	68	21310	0.57	A	34
SEK-13.80-B2-2,5	277.6	47.0	1 x 3	88	24706	1.02	B	40	-	-	-	-	-
SEK-13.80-B3-2,5	242.9	40.2	1 x 3	88	28347	1.02	B	40	75	22702	0.57	A	34
SEK-13.80-B4-2,5	323.8	53.6	1 x 3	97	26638	1.02	B	40	-	-	-	-	-
SEK-14.80-D1-2,5	402.0	63.6	1 x 4	113	33437	1.36	B	41	93	26002	0.76	A	35
SEK-14.80-D2-2,5	536.0	84.8	1 x 4	118	30366	1.36	B	41	-	-	-	-	-
SEK-14.80-D3-2,5	469.0	74.2	1 x 4	125	35194	1.32	B	41	104	28559	0.76	A	35
SEK-14.80-D4-2,5	625.4	99.0	1 x 4	132	33140	1.36	B	41	-	-	-	-	-
SEK-15.80-D1-2,5	502.5	79.5	1 x 5	142	41796	1.70	B	42	117	32503	0.95	A	36
SEK-15.80-D2-2,5	670.0	106.0	1 x 5	149	37957	1.70	B	42	-	-	-	-	-
SEK-15.80-D3-2,5	586.3	92.8	1 x 5	156	44893	1.65	B	42	131	35749	0.95	A	36
SEK-15.80-D4-2,5	781.7	123.7	1 x 5	165	41425	1.70	B	42	-	-	-	-	-
SEK-16.80-D1-2,5	603.0	95.4	1 x 6	171	50156	2.04	B	43	140	39000	1.14	A	37
SEK-16.80-D2-2,5	804.0	127.2	1 x 6	178	45548	2.04	B	43	-	-	-	-	-
SEK-16.80-D3-2,5	703.5	111.3	1 x 6	187	53871	1.98	B	43	157	42899	1.14	A	37
SEK-16.80-D4-2,5	938.1	148.4	1 x 6	198	49710	2.04	B	43	-	-	-	-	-
SEK-21.80-B1-2,5	133.0	22.2	2 x 1	51	17561	0.68	B	38	43	13836	0.38	A	32
SEK-21.80-B2-2,5	177.3	30.0	2 x 1	55	16075	0.68	B	38	-	-	-	-	-
SEK-21.80-B3-2,5	155.2	25.9	2 x 1	56	18651	0.68	B	38	47	14856	0.38	A	32
SEK-21.80-B4-2,5	206.9	35.0	2 x 1	62	17412	0.68	B	38	-	-	-	-	-
SEK-22.80-B1-2,5	266.0	44.3	2 x 2	101	35121	1.36	B	41	85	27672	0.76	A	35
SEK-22.80-B2-2,5	354.7	60.0	2 x 2	110	32149	1.36	B	41	-	-	-	-	-
SEK-22.80-B3-2,5	310.3	51.7	2 x 2	112	37301	1.36	B	41	95	29712	0.76	A	35
SEK-22.80-B4-2,5	413.8	70.0	2 x 2	123	34824	1.36	B	41	-	-	-	-	-
SEK-23.80-B1-2,5	399.0	66.5	2 x 3	158	52682	2.04	B	43	132	41508	1.14	A	37
SEK-23.80-B2-2,5	532.0	90.0	2 x 3	171	48224	2.04	B	43	-	-	-	-	-
SEK-23.80-B3-2,5	465.5	75.9	2 x 3	173	55952	2.04	B	43	146	44569	1.14	A	37
SEK-23.80-B4-2,5	620.7	102.7	2 x 3	189	52236	2.04	B	43	-	-	-	-	-
SEK-24.80-D1-2,5	804.0	127.2	2 x 4	226	66874	2.72	B	44	186	52000	1.52	A	38
SEK-24.80-D2-2,5	1072.1	169.6	2 x 4	236	60731	2.72	B	44	-	-	-	-	-
SEK-24.80-D3-2,5	938.1	148.4	2 x 4	249	72828	2.64	B	44	209	57199	1.52	A	38
SEK-24.80-D4-2,5	1250.7	197.9	2 x 4	263	66280	2.72	B	44	-	-	-	-	-
SEK-25.80-D1-2,5	1005.1	159.0	2 x 5	285	83593	3.40	B	45	235	65005	1.90	A	39
SEK-25.80-D2-2,5	1340.1	212.1	2 x 5	298	75914	3.40	B	45	-	-	-	-	-
SEK-25.80-D3-2,5	1172.6	185.6	2 x 5	312	89785	3.30	B	45	262	71498	1.90	A	39
SEK-25.80-D4-2,5	1563.4	247.4	2 x 5	329	82850	3.40	B	45	-	-	-	-	-
SEK-26.80-D1-2,5	1206.1	190.9	2 x 6	341	100311	4.08	B	46	281	78006	2.28	A	40
SEK-26.80-D2-2,5	1608.1	254.5	2 x 6	356	91097	4.08	B	46	-	-	-	-	-
SEK-26.80-D3-2,5	1407.1	222.7	2 x 6	375	107742	3.96	B	46	314	85798	2.28	A	40
SEK-26.80-D4-2,5	1522.0	296.9	2 x 6	395	99419	4.08	B	46	-	-	-	-	-

Ürün teknik resim ve ölçüleri için sayfa 12-13' e bakınız.

Technical drawing and measures are mentioned on page 12-13.

Teknik Çizimler ve Ölçüler

Technical Drawings and Measures

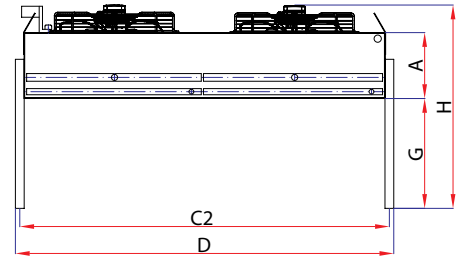
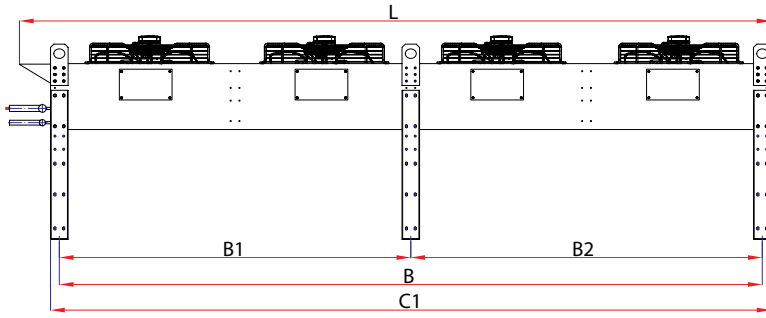


Model SEK-V/H	Ölçüler / Dimensions												Bağlantılar Connections	
	L mm	H mm	D mm	A mm	B mm	B1 mm	B2 mm	B3 mm	C1 mm	C2 mm	G mm	K mm	Giriş In mm	Çıkış Out mm
11.50-B1 11.50-B2	1040	1040	903	300	800	-	-	-	880	863	500	680	22 28	19 22
12.50-B1 12.50-B2	1840	1040	903	300	1600	-	-	-	1680	863	500	680	28	22
13.50-B1 13.50-B2	2640	1040	903	300	2400	800	1600	-	2480	863	500	680	35	22 28
14.50-B1 14.50-B2	3440	1040	903	300	3200	1600	1600	-	3280	863	500	680	42	28 35
21.50-B1 21.50-B2	1040	1040	1703	300	800	-	-	-	880	1663	600	780	28	22
22.50-B1 22.50-B2	1840	1040	1703	300	1600	-	-	-	1680	1663	600	780	42	28 35
23.50-B1 23.50-B2	2640	1040	1703	300	2400	800	1600	-	2480	1663	600	780	42 54	35
24.50-B1 24.50-B2	3440	1040	1703	300	3200	1600	1600	-	3280	1663	600	780	54	42
11.63-B1 11.63-B2	1250	990	1122	340	1000	-	-	-	1100	1073	500	685	22	19
12.63-B1 12.63-B2	2250	990	1122	340	2000	-	-	-	2100	1073	500	685	35	22 28
13.63-B1 13.63-B2	3250	990	1122	340	3000	980	2020	-	3100	1073	500	685	42	28 35
14.63-B1 14.63-B2	4250	990	1122	340	4000	1980	2020	-	4100	1073	500	685	42	35
15.63-D1 15.63-D2	5250	990	1138	340	5000	980	2000	2020	5100	1080	500	685	54	35 42
16.63-D1 16.63-D2	6250	990	1138	340	6000	1980	2000	2020	6100	1080	500	685	54	42
21.63-B1 21.63-B2	1250	1090	2123	340	1000	-	-	-	1100	2073	600	785	35*	28*
22.63-B1 22.63-B2	2250	1090	2123	340	2000	-	-	-	2100	2073	600	785	42*	35*
23.63-B1 23.63-B2	3250	1090	2123	340	3000	980	2020	-	3100	2073	600	785	54*	35*
24.63-B1 24.63-B2	4250	1090	2123	340	4000	1980	2020	-	4100	2073	600	785	2x42	2x35
25.63-D1 25.63-D2	5250	1090	2145	340	5000	980	2000	2020	5100	2105	600	785	2x54	2x35 2x42
26.63-D1 26.63-D2	6250	1090	2145	340	6000	1980	2000	2020	6100	2105	600	785	2x54	2x42

* Çift akışkan devreli imalat opsiyoneldir.

* Two refrigerant circuit available as optional.





Model SEK-V/H	Ölçüler / Dimensions												Bağlantılar Connections	
	L mm	H mm	D mm	A mm	B mm	B1 mm	B2 mm	B3 mm	C1 mm	C2 mm	G mm	K mm	Giriş In mm	Çıkış Out mm
11.80-B1 11.80-B2	1450	1260	1323	400	1200	-	-	-	1300	1273	600	785	35	22
11.80-B3 11.80-B4	1650	1260	1323	400	1400	-	-	-	1500	1273	600	785	35	22 28
12.80-B1 12.80-B2	2650	1260	1323	400	2400	-	-	-	2500	1273	600	785	42	35
12.80-B3 12.80-B4	3050	1260	1323	400	2800	-	-	-	2900	1273	600	785	42	35
13.80-B1 13.80-B2	3850	1260	1323	400	3600	1180	2420	-	3700	1273	600	785	54	42
13.80-B3 13.80-B4	4450	1260	1323	400	4200	1480	2720	-	4300	1273	600	785	54	42
14.80-D1 14.80-D2	5050	1260	1266	400	4800	2380	2420	-	4900	1216	600	785	66	54
14.80-D3 14.80-D4	5850	1260	1266	400	5600	2780	2820	-	5700	1216	600	785	66	54
15.80-D1 15.80-D2	6250	1260	1266	400	6000	1180	2400	2420	6100	1216	600	785	66	54
15.80-D3 15.80-D4	7250	1260	1266	400	7000	1380	2800	2820	7100	1216	600	785	66	54
16.80-D1 16.80-D2	7450	1260	1266	400	7200	2380	2400	2420	7300	1216	600	785	66 80	54
16.80-D3 16.80-D4	8650	1260	1266	400	8400	2780	2800	2820	8500	1216	600	785	80	66
21.80-B1 21.80-B2	1450	1460	2423	400	1200	-	-	-	1300	2373	800	1000	42*	28* 35*
21.80-B3 21.80-B4	1650	1460	2423	400	1400	-	-	-	1500	2373	800	1000	42*	35*
22.80-B1 22.80-B2	2650	1460	2423	400	2400	-	-	-	2500	2373	800	1000	54*	42*
22.80-B3 22.80-B4	3050	1460	2423	400	2800	-	-	-	2900	2373	800	1000	54* 66*	42*
23.80-B1 23.80-B2	3850	1460	2423	400	3600	1180	2420	-	3700	2373	800	1000	80*	54*
23.80-B3 23.80-B4	4450	1460	2409	400	4200	1480	2720	-	4300	2373	800	1000	80*	54*
24.80-D1 24.80-D2	5050	1460	2409	400	4800	2380	2420	-	4900	2359	800	1000	2x54 2x66	2x42 2x54
24.80-D3 24.80-D4	5850	1460	2409	400	5600	2780	2820	-	5700	2359	800	1000	2x66	2x54
25.80-D1 25.80-D2	6250	1460	2409	400	6000	1180	2400	2420	6100	2359	800	1000	2x66	2x54
25.80-D3 25.80-D4	7250	1460	2409	400	7000	1380	2800	2820	7100	2359	800	1000	2x66	2x54
26.80-D1 26.80-D2	7450	1460	2409	400	7200	2380	2400	2420	7300	2359	800	1000	2x66 2x80	2x54
26.80-D3 26.80-D4	8650	1460	2409	400	8400	2780	2800	2820	8500	2359	800	1000	2x80	2x54

ÜRÜN SEÇİMİ
PRODUCT SELECTION

KAPASİTE TABLOSU
CAPACITY TABLES


ÖLÇÜLER
MEASURES

TEKNİK ÇİZİMLER
TECHNICAL DRAWINGS

GENEL ÖZELLİKLER
SPECIFICATIONS

Batarya	<ul style="list-style-type: none">• Bakır borular $\varnothing 3/8"$, $\varnothing 1/2"$,• Fin malzemesi alüminyumdur,• Lamel arası 2,1-2,5 mm'dir,• Giriş – çıkış kolektör malzemesi bakırdır,• En yüksek çalışma basıncı $P_s = 32$ Bar.
Kasetleme	<ul style="list-style-type: none">• Galvaniz çelik üzerine RAL 7032 (çakıl taşı grisi) boyalıdır,• Dik veya yatık tip imalat.
Fan	<ul style="list-style-type: none">• Düşük ses seviyeli ve bakım gerektirmeyen fanlar kullanılmaktadır,• Koruma sınıfı IP44/54, Monofaze 230V 1~ 50Hz - Trifaze 400V 3~ 50 Hz.• Fan konstrüksiyonu izolasyon malzeme sınıfı F/B, çalışma sıcaklığı -40°C ile $+60/+65^{\circ}\text{C}$ arasındadır,• Motorlar için saatte en fazla 6 kalkış yapması tavsiye edilir,• Kondenserler dış ortam şartları için ve hava tarafı harici basınç düşüşü olmayacağı dikkate alınarak tasarlanmıştır,• Uzun süreli bekleme durumları için fan motorları her ay 2 saat çalıştırılmalıdır,• Entegre edilmiş termistörler motor koruması için mutlaka kullanılmalıdır.
Kapasite	<ul style="list-style-type: none">• Nominal kapasiteler Eurovent (EN327) standartları dikkate alınarak, kondenser sıcaklığı $T_c=40^{\circ}\text{C}$, hava giriş sıcaklığı $T_{ai}=25^{\circ}\text{C}$, sıcaklık farkı $\Delta t=15\text{K}$ ve deniz seviyesinde R404A gazı için hesaplanmıştır.• Kapasiteler aynı zamanda farklı ses seviyelerine göre hesaplanmıştır.
Seçenekler	<ul style="list-style-type: none">• Çift akışkan devreli imalat,• Farklı dış kabin rengi,• Trifaze 400V 3~ 50Hz,• Katalogda belirtilmeyen özel ürünler için lütfen satış departmanı ile irtibata geçin.
Notlar	<ul style="list-style-type: none">• Montaj, Bakım - Taşıma ve Kaldırma detayları için Kullanım Kılavuzuna başvurunuz.
Aksesuarlar	<ul style="list-style-type: none">• Pako Şalter.





Genel Özellikler

Specifications

Evaporator Coil	<ul style="list-style-type: none">• Copper tubes $\varnothing 3/8"$, $\varnothing 1/2"$,• Fins made of aluminum,• Fin spacing is 2,1-2,5 mm,• Header inlets and outlets tubes connections made of copper,• Admissible pressure $P_s = 32$ Bar.
Casing	<ul style="list-style-type: none">• Galvanized steel sheet painted to RAL 7032 (pebble gray),• Horizontal or vertical type production.
Fans	<ul style="list-style-type: none">• Low axial fans with maintenance free motor,• Protection class IP44/54, single phase 230V 1~ 50Hz, three phase 400V 3~ 50Hz.• Constructions insulation material class F/B, admissible temperature -40°C up to $+60/+65^\circ\text{C}$,• Maximum start up recommended for motors is 6 per hour,• The axial condensers are designed for outdoor operation with no external pressure drops being considered,• In case of long periods of non operation the motors must be operated every month for 2 hours,• The integral thermo contacts (thermistors) must be used as motor protection.
Capacity	<ul style="list-style-type: none">• The nominal capacities calculated according to Eurovent (EN327) standards that refer to a condensation temperature $T_c=40^\circ\text{C}$ at an air inlet temperature $T_{ai}=25^\circ\text{C}$, temperature difference $\Delta t=15\text{K}$, height above sea level NN and are valid for R404A.• Capacities are calculated for difference noise levels.
Options	<ul style="list-style-type: none">• Two refrigerant circuit,• Different casing color,• Three phase 400V 3~ 50Hz fans,• Please keep in touch with our sales department about your special needs that are not mentioned in the catalogue,
Notes	<ul style="list-style-type: none">• Please check our User Manual for Installation, Maintenance – Carrying and Lifting details.
Accessories	<ul style="list-style-type: none">• Repair Switch.



SARBUZ SOĞUTMA SANAYİ ve TİCARET LİMİTED ŞİRKETİ

İkitelli OSB İPKAS Plastikçiler Sanayi Sitesi
16-B Blok No: 1-9
Başakşehir - İstanbul / TURKEY

phone. +90.212 407 0353 Pbx info@sarbuzz.com / sales@sarbuzz.com
fax. +90.212 671 9996 www.sarbuzz.com

CE ISO 9001:2008



Profesyonel İş
Ortağı
Professional
Business
Partner



Güler Yüzlü
Hizmet Anlayışı
Smiling Service
Approach



Zaman
Kazandıran
Üretim Politikası
Time-saving
Production
Policy



Çevre Dostu
Üretim Politikası
Environmentally
Friendly
Production
Policy

SARBUZ®
SINCE 1974



REV/00-09.12

SLIDE CREATIVE - 2012/06/20/12/09/48

SEK SERIES INDUSTRIAL CONDENSERS

SEK Serisi Endüstriyel Kondenselerler